

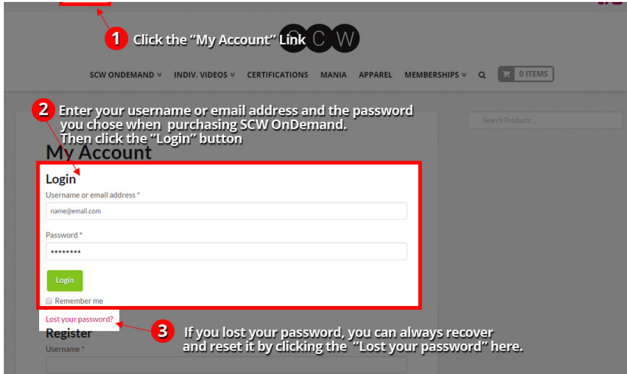
Cancelling Your SCW OnDemand Subscription

After purchasing SCW OnDemand you must be logged into your account to access this service. This applies to any and all products/services purchased in the SCW store. If you are already logged in you can start viewing the videos here.

Please follow the instructions below and always use the rule of thumb "When In Doubt...Visit My Account".

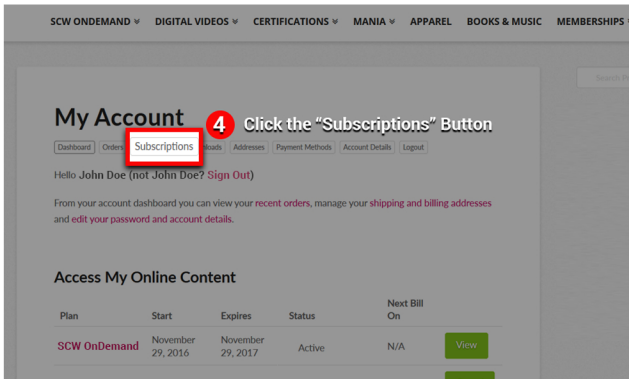
Step 1: Log Into Your Account

To cancel your SCW OnDemand Subscription you must be logged into your account. To log into your account click the "My Account" link. If you lost your password, you can always recover and reset it using the "Lost Password" link.



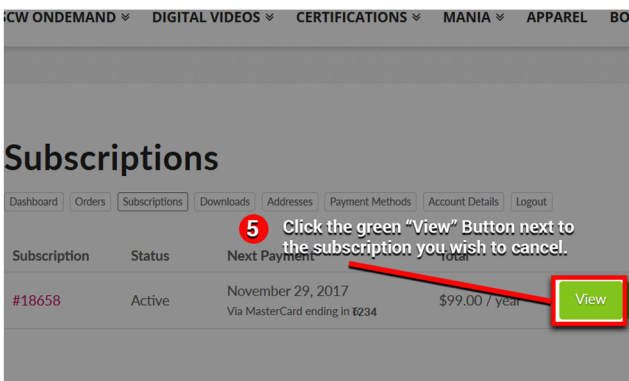
Step 2: Click the "Subscriptions" Button

Click the "Subscriptions" button located directly under the title "My Account"



Step 3: Click the "View" Button

Click the green "View" Button next to the subscription you wish to cancel.



Step 4: Click the "Cancel" Button

Click the green "Cancel" Button to cancel your Subscription. Once your subscription term ends you will no longer be billed and access to this premium content will no longer be available.

